



District Report Card: 2017


State: Rajasthan	District: Bharatpur
Class: 5	Subject: Language
Schools: 59	Students: 972


Participation/Coverage


Students

<div>GENDER</div> <div></div>	Boys		Girls	
	Number	%	Number	%
	471	48.46	501	51.54

<div>AREA</div> <div></div>	Rural		Urban	
	Number	%	Number	%
	891	91.67	81	8.33

<div>CATEGORY</div> <div></div>	SC		ST		OBC		GEN	
	Number	%	Number	%	Number	%	Number	%
	275	28.29	8	0.82	610	62.76	79	8.13

<div>CWSN</div> <div></div>	LD	VI	HI	S&LD	ID	Oth
	3	0	1	0	2	1

<div>Management</div> <div></div>	Government		Government-aided	
	Number	%	Number	%
	972	100.00	0	0.00

Average Performance of Students in Language (%)

Overall	Gender		Area		Management		Social Group			
	Male	Female	Rural	Urban	Govt.	Aided	SC	ST	OBC	GEN
73.11	73.69	72.56	73.48	69.05	73.11	0.00	72.61	76.67	73.49	71.56

Performance on Learning Outcomes (LOs)

Learning Outcomes	Description	Average Performance(%)
L504	Reads and comprehends independently storybooks, news items/ headlines, advertisements etc.	70.70
L508	Reads text with comprehension, locates details and sequence of events	74.31

Range of Performance of Students who Answered Correctly							
Below 30%		30% - 50%		50% - 75%		Above 75%	
Number	%	Number	%	Number	%	Number	%
24	2.47	108	11.11	345	35.49	495	50.93

Lowest Performing Learning Outcomes (LOs)

- 1 - Reads and comprehends independently storybooks, news items/ headlines, advertisements etc. (70.70)
- 2 - Reads text with comprehension, locates details and sequence of events (74.31)